



Sophos anti-virus for home use

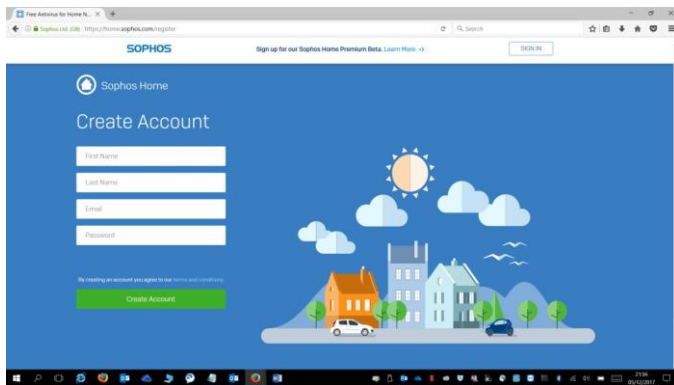
Sophos anti-virus for home use

Sophos is the University's virus detection and deletion software installed on University computers.

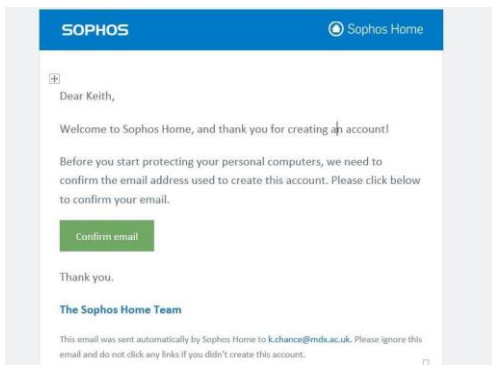
Staff and students are advised, for home computers, to install the anti-virus software. The Sophos anti-virus product is available free from: <https://home.sophos.com/>. This product can be installed on Windows and Mac operating systems and on up to 10 devices, though it is currently not available for mobile phones.

Steps

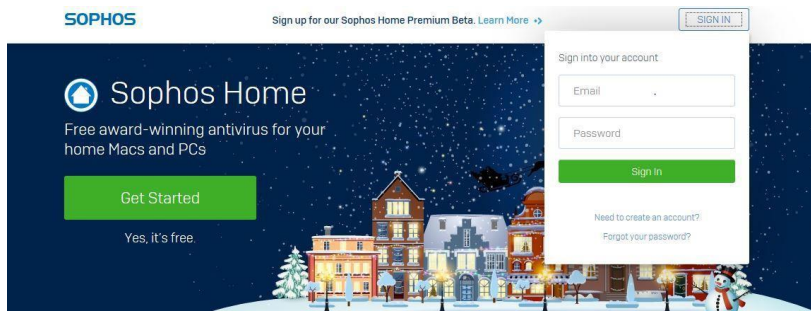
1. Register and create an account at <https://home.sophos.com/>



A confirmation notification will be sent to the email address with which you registered.



2. Log back into <https://home.sophos.com/> from the computer you wish to have the anti-virus software on and proceed with the software download.

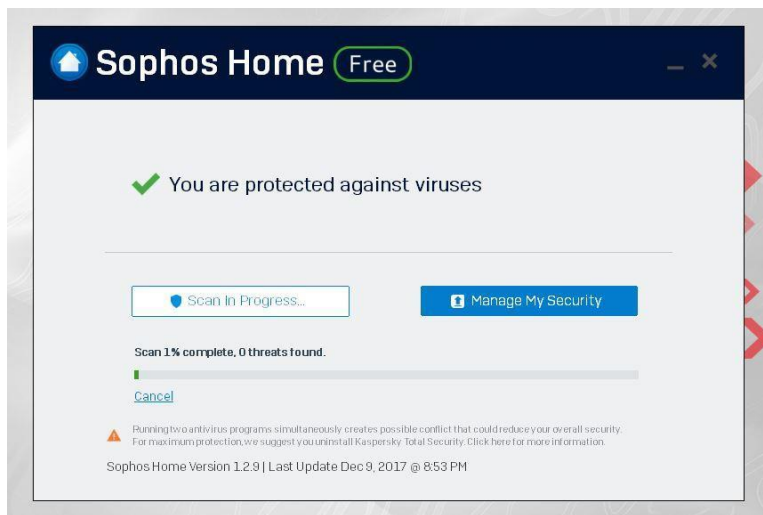


Simple. Effective. Free.

3. You can also email the installation link, to another email address, so as to protect other devices too.



4. After installation maintain the default settings, and then run a full scan on your computer.



Please note that this free product, though recommended by CCSS, is just one industry recognised standard in terms of anti-virus tools. In mitigating against malware, viruses, etc., it is important that our user community keeps abreast of IT security risks and takes precautions at home and at work.

Help and support

For help and support, please contact CCSS via the [CCSS Helpdesk portal](#) or by phoning 020 8411 6464. Our Helpdesk is open Monday to Friday 8am to 6pm, including Bank holidays and University days.