



Downloading Nvivo 12 on your personal Mac device

What is **NVivo**? It is a qualitative data analysis (QDA) computer software package. NVivo is used to assist qualitative researchers by analysing and organising unstructured qualitative data such as surveys, interviews, articles, web content, and social media data, where deep levels of data analysis are required.

Step 1: Go to '<https://kbox.mdx.ac.uk>'. Login with your student User ID e.g. AB123 and password.
Do not try to log in with your University email address.



 **Middlesex
University
London**

Self Service

Welcome to the University Software Download Service. Please login using your Middlesex Userid and Password. Once you have logged in click on the "Downloads" tab on the left hand side of the screen, this will allow you to see the software available for you to download. You can search for software by title, vendor or label. If you experience difficulty in using this service or cannot see the software that you require, please contact the IT Support Team.

Log in with your User ID and University Password

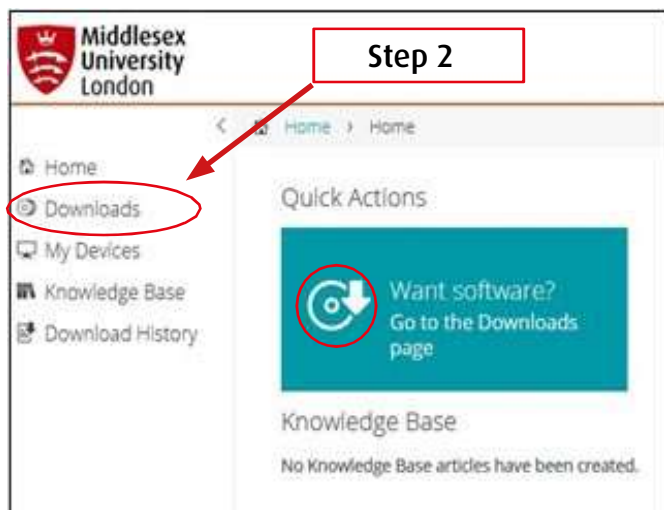
Login (user name):

Password:

(Note: Credentials will be saved on this computer between sessions unless you explicitly "Log Out")

Login

Step 2: To access the list of software titles, click on either of the Download Buttons

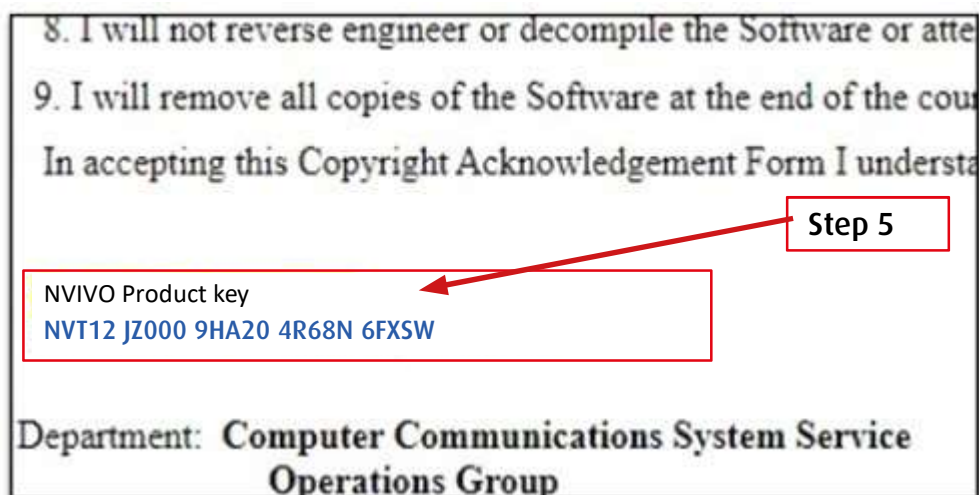
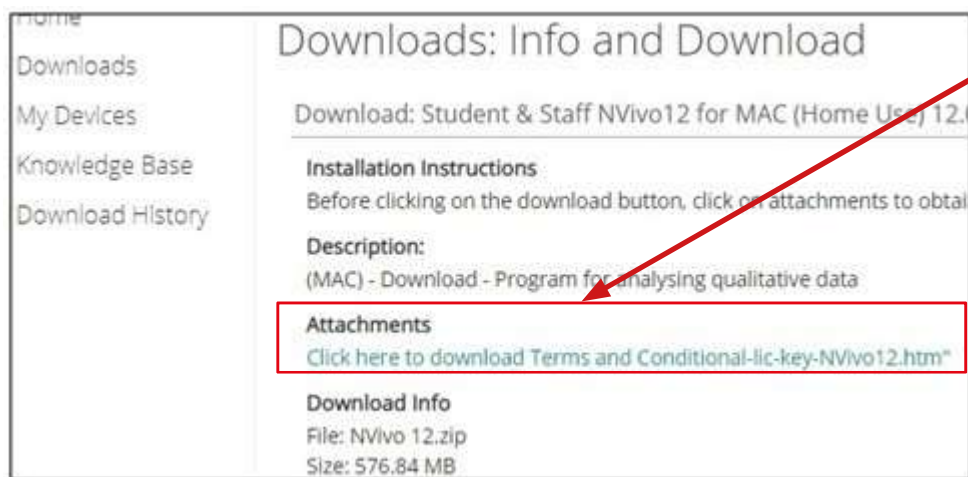


Step 3: Click on Nvivo 12 for MAC (Home Use) file

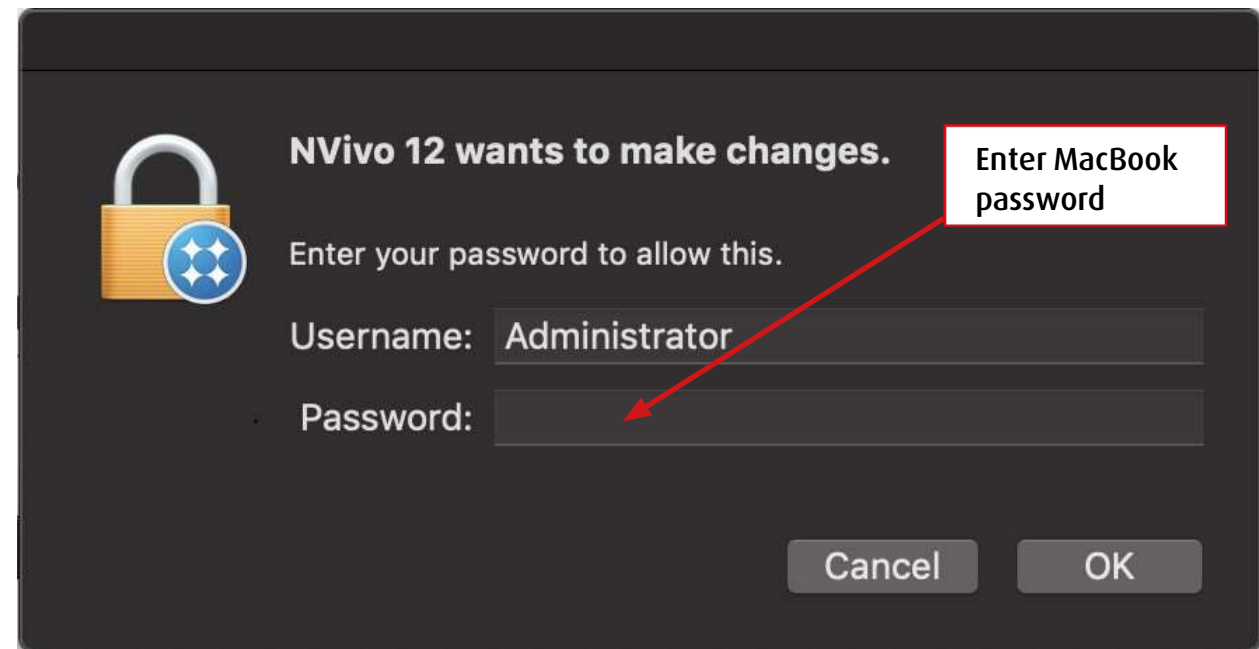
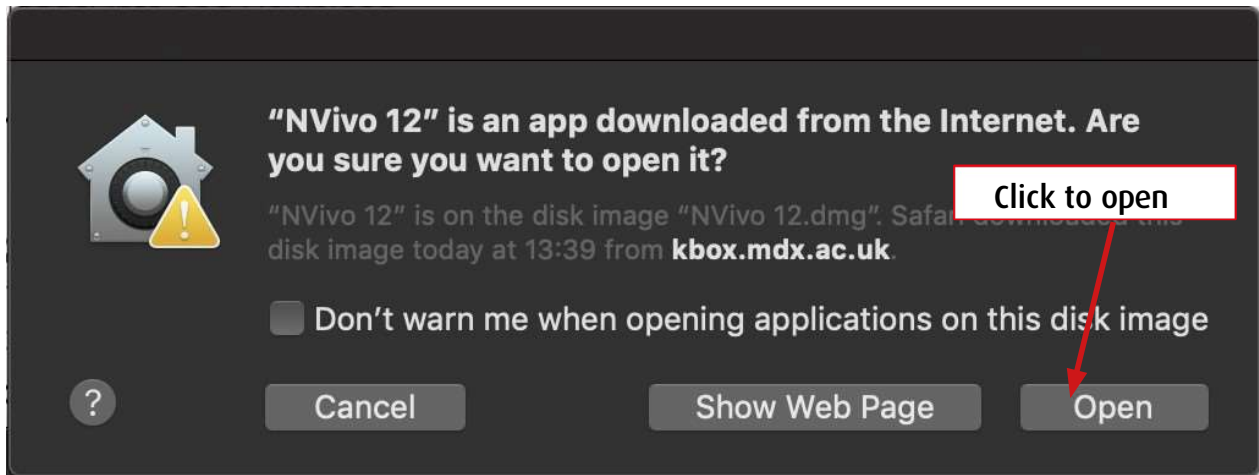
Name	Publisher	Version	Category
Install Microsoft Visual Studio Code	Microsoft Corporation	1.27.2	
Student & Staff SPSS-25 for MAC (Home Use)	IBM Corp	25.0.0.0	
Student & Staff SPSS-25 for windows 32bits (Home Use)	IBM Corp	25.0.0.0	
Student Mac Printer Installer	MDX	1.0.0	
Student & Staff NVivo12 for MAC (Home Use)	QSR International	12.0	
Student & Staff NVivo12 for windows (Home Use)	QSR International	12.0.0.71	

Step 4: Click on the attachments box to obtain the license key **before** downloading NVivo

Step 5: Copy the NVivo Produce key—you will need this later



Step 6: Click on the downloaded .exe file. And follow the screenshots below. If required, type your MacBook administrator password.



End User License Agreement for QSR Software

IMPORTANT - READ CAREFULLY

This End-User License Agreement ("EULA") is a legal agreement between you, the customer, and QSR International Pty Ltd ABN 47 006 357 213, of Second Floor, 651 Doncaster Road, Doncaster, Victoria, 3108, Australia ("QSR") for use of the Software that accompanies this EULA as described in clause 1 below. An amendment or addendum to this EULA may accompany the Software.

YOU AGREE TO BE BOUND BY THE TERMS OF THIS EULA BY INSTALLING, COPYING, OR USING THE SOFTWARE. IF YOU DO NOT AGREE TO BE BOUND BY THESE TERMS, DO NOT INSTALL, COPY, OR USE THE SOFTWARE. IN RELATION TO NCAPTURE SOFTWARE AND NVIVO SERVER 11, IF YOU DO NOT AGREE, YOU MAY RETURN THE SOFTWARE TO YOUR PLACE OF PURCHASE FOR A FULL REFUND, IF APPLICABLE.

1. definitions

In this EULA:

- (a) **Device** means a single personal computer, workstation, terminal, handheld computer, telephone, personal digital assistant, or other electronic device.
- (b) **Internet Services** means media and related Internet-based services provided by QSR to support or enhance the use of the Software.
- (c) **License Subscription Term** means the specified period of time to which a

Print Disagree **Agree**

Click here

Step 7: Copy and paste the product key which you copied earlier - Step 5 of this guide

Note: This license runs out at the end of July 2024

NVivo Setup

Welcome to NVivo for Mac

Please select the license you would like to use

☐ 14 day trial
Evaluate a fully functional trial version of NVivo

☒ Enter NVivo license key

NVT12 JZ000 9HA20 4R68N 6FXSW

Visit www.qsrinternational.com to view pricing or to buy a license

Enter the license key

Click here

? Cancel Next